



Brand Name	Bulletin Number
Husqvarna	B160008A
Jonsered	B160004A
Craftsman, McCulloch, Parton, Poulan Pro	B160002A

Service Bulletin

Date: Mar-2016

Brands: Husqvarna, Jonsered, McCulloch, Parton, Poulan Pro, Craftsman

Product: Dual Stage Snow Throwers, 200 series only

Dates Produced: 2014 and 2015 only

Warranty Reporting

Perform service/update through normal warranty process using only this information:

Action required: Service of unused units in your inventory is not required. Perform service/update through normal warranty process if a problem with the belt occurs.

Component code: **802 – Belts**
Defect code: **92 – Part exchanged on request by Husqvarna**

Warranty type: If problem occurs and unit has been sold to a customer, use:
1 – warranty
If problem occurs and unit has not been sold to customer, use:
04 – requested by factory

Text: Reference Service Bulletin Number by Brand on Page 2
Time units: 7 units
Affected market(s): US, Canada, Europe

Description/Background:

We have received reports of impeller belt wear and/or breakage. This bulletin describes how to install a new impeller belt.

Part Ordering Information:

New belt part number (low crank): **501818201**
New belt part number (high crank): **501818202**

Affected serial numbers:

Of the models listed in Table 1, all units produced in 2014 and 2015 are affected. The serial numbers include any from **060114MXXXXX** to **123115MXXXXX** for these models.



Brand Name	Bulletin Number
Husqvarna	B160008A
Jonsered	B160004A
Craftsman, McCulloch, Parton, Poulan Pro	B160002A

Affected Models:

Brand Name	Model Number	Model Name	Market(s)	Reference SB #	Crank	Old Belt Part #	New Belt Part #
Craftsman	52441	524410	Canada	B160002A	High	587209001	501818202
Craftsman	52442	524421	Canada	B160002A	Low	581832401	501818201
Craftsman	52443	524432	Canada	B160002A	Low	581832401	501818201
Craftsman	52444	524440	Canada	B160002A	High	587209001	501818202
Craftsman	52445	524450	Canada	B160002A	Low	581832401	501818201
Craftsman	52541	525410	Canada	B160002A	High	585829902	501818202
Craftsman	52543	525430	Canada	B160002A	High	585829902	501818202
Husqvarna	961910030	ST261E	Europe	B160008A	Low	532408007	501818201
Husqvarna	961910038	ST268EP	Europe	B160008A	Low	532408007	501818201
Husqvarna	961910039	ST276EP	Europe	B160008A	Low	532408007	501818201
Husqvarna	961910087	ST 224	Europe	B160008A	Low	581832401	501818201
Husqvarna	961910088	ST 227P	Europe	B160008A	Low	581832401	501818201
Husqvarna	961910090	ST 230P	Europe	B160008A	High	585829902	501818202
Husqvarna	961930096	ST 224	US/Canada	B160008A	Low	581832401	501818201
Husqvarna	961930097	ST 227P	US/Canada	B160008A	Low	581832401	501818201
Husqvarna	961930101	ST 230P	US/Canada	B160008A	High	585829902	501818202
Husqvarna	961930122	ST 227P	US/Canada	B160008A	Low	581832401	501818201
Jonsered	961910092	ST2368 EP	Europe	B160004A	Low	581832401	501818201
Jonsered	961910093	ST2376 EP	Europe	B160004A	High	587209001	501818202
Jonsered	961910094	ST2361	Europe	B160004A	Low	581832401	501818201
Jonsered	961920075	ST2361 EP	US/Canada	B160004A	Low	581832401	501818201
Jonsered	961920076	ST2368 EP	US/Canada	B160004A	Low	581832401	501818201
Jonsered	961920077	ST2376 EP	US/Canada	B160004A	High	587209001	501818202
Jonsered	961920093	ST3368P	Europe	B160004A	Low	532419888	501818201
McCulloch	961910060	ST 76EP	Europe	B160002A	High	587209001	501818202
McCulloch	961910062	ST 61	Europe	B160002A	Low	581832401	501818201
McCulloch	961910063	ST 61E	Europe	B160002A	Low	581832401	501818201
McCulloch	961910065	ST 68EP	Europe	B160002A	Low	581832401	501818201
Parton	961920087	PA5524	US/Canada	B160002A	Low	581832401	501818201
Parton	961920088	PA6527ES	US/Canada	B160002A	Low	581832401	501818201
Parton	961920089	PA10530ES	US/Canada	B160002A	High	587209001	501818202
Poulan Pro	961920067	PR240	US/Canada	B160002A	Low	581832401	501818201
Poulan Pro	961920068	PR270	US/Canada	B160002A	Low	581832401	501818201
Poulan Pro	961920071	PR300	US/Canada	B160002A	Low	581832401	501818201
Poulan Pro	961920073	PR271	US/Canada	B160002A	Low	581832401	501818201
Poulan Pro	961920080	PR305ES	US/Canada	B160002A	High	587209001	501818202
Poulan Pro	961920086	PR241	US/Canada	B160002A	Low	581832401	501818201
Poulan Pro	961920090	PR270	US/Canada	B160002A	Low	581832401	501818201
Poulan Pro	961920091	PR271	US/Canada	B160002A	Low	581832401	501818201
Poulan Pro	961920092	PR241	US/Canada	B160002A	Low	581832401	501818201
Poulan Pro	961920096	PR270A	US/Canada	B160002A	Low	581832401	501818201
Poulan Pro	961920097	PR271A	US/Canada	B160002A	Low	581832401	501818201
Poulan Pro	961940013	PR242	US/Canada	B160002A	Low	581832401	501818201
Poulan Pro	961980064	PR242	US/Canada	B160002A	Low	581832401	501818201
Poulan Pro	961980065	PR270L	US/Canada	B160002A	High	587209001	501818202
Poulan Pro	961980066	PR300L	US/Canada	B160002A	High	587209001	501818202

Brand Name	Bulletin Number
Husqvarna	B160008A
Jonsered	B160004A
Craftsman, McCulloch, Parton, Poulan Pro	B160002A

Tools required:

- 1/2" socket
- 3/8" socket
- Torque wrench, up to 12 Nm required.
- Flat blade screwdriver
- Permanent marker

Service Instructions:

1. Remove cable from clip with screwdriver.



2. Use 3/8" socket to remove (2) cover bolts, right and left side. Remove cover.



Brand Name	Bulletin Number
Husqvarna	B160008A
Jonsered	B160004A
Craftsman, McCulloch, Parton, Poulan Pro	B160002A


3. Roll belt off engine pulley.



4. Check that lower ½" head bolts are tight on the right and left sides.



5. Remove (2) upper ½" head bolts, right and left side.



Brand Name	Bulletin Number
Husqvarna	B160008A
Jonsered	B160004A
Craftsman, McCulloch, Parton, Poulan Pro	B160002A

6. Remove (2) lower 3/8" head bolts, right and left side.



7. Lift upper chute from lower chute and push handles down to open lower pulley area.



8 a. Remove belt from lower pulley and install new belt, keeping new belt free from pinch points.



Brand Name	Bulletin Number
Husqvarna	B160008A
Jonsered	B160004A
Craftsman, McCulloch, Parton, Poulan Pro	B160002A

8 b. Ensure belt follows proper routing path; see pictures below.



9. Lift upper chute and raise handles to close machine.




10. Install (2) lower 3/8" head bolts, right and left side. Torque 4-6 ft-lbs. (5-8 Nm)



Brand Name	Bulletin Number
Husqvarna	B160008A
Jonsered	B160004A
Craftsman, McCulloch, Parton, Poulan Pro	B160002A

11. Install (2) upper ½" head bolts, right and left side. Torque 15-20 ft-lbs (20-27 Nm).



12. Place new belt over engine pulley.




13. Install belt cover and attach cable with clip.



Brand Name	Bulletin Number
Husqvarna	B160008A
Jonsered	B160004A
Craftsman, McCulloch, Parton, Poulan Pro	B160002A

14. Tighten (2) cover bolts 4-6 ft-lbs (5-8 Nm), right and left side.



15. Using a permanent marker, write "16-02" in the upper right corner of the serial plate to indicate service is complete.



Serial Plate Before

Serial Plate After

Revision History:

RevA Mar-2016

Created Bulletin